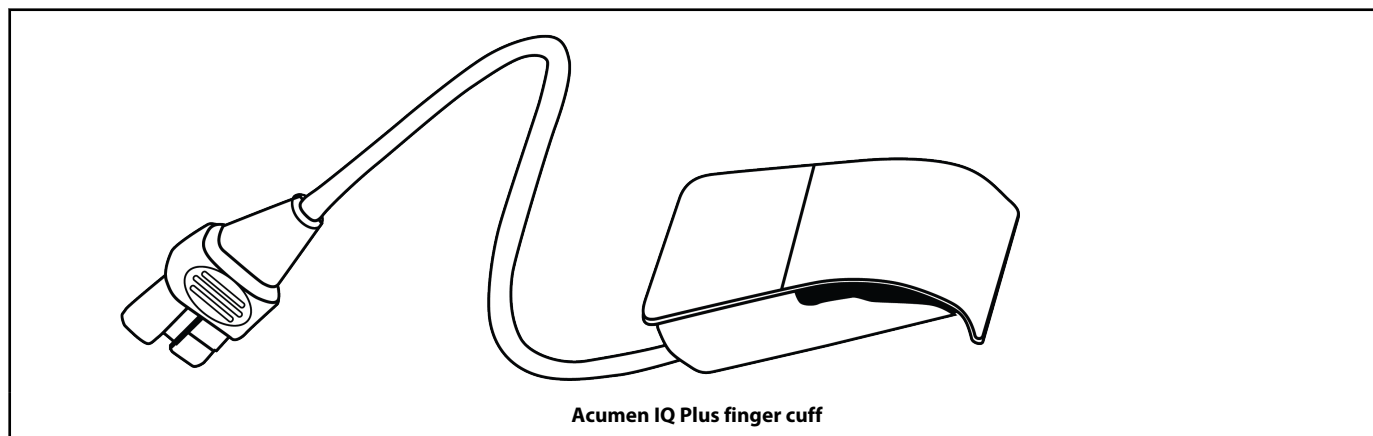




Edwards

Acumen IQ Plus finger cuff

AIQCA2



The devices described herein may not all be licensed in accordance with Canadian law or approved for sale in your specific region.

Carefully read these instructions for use, which address the warnings, precautions, and residual risks for this medical device.

1.0 Description

The Acumen IQ Plus finger cuff, when used with an appropriate monitoring system, provides continuous, noninvasive hemodynamic monitoring and the applicable derived parameters. The Acumen IQ Plus finger cuff utilizes the volume-clamp method to measure blood pressure with an inflatable bladder wrapped around the middle phalanx of the index, middle or fourth/ring finger. This device is supplied non-sterile. Potential risks include inappropriate/unintended treatment, adverse reaction to device materials, patient or clinician burns or electrical shock, peripheral ischemia, and/or minor tissue damage.

Device performance, including functional characteristics, have been verified in a comprehensive series of testing to support the safety and performance of the device for its intended use when used in accordance with the established Instructions For Use.

Device is used by clinicians who have been trained in safe use of noninvasive hemodynamic technologies in accordance with their institutional guidelines.

Edwards, Edwards Lifesciences and the stylized E logo are trademarks of Edwards Lifesciences Corporation. Acumen, Acumen IQ and HemoSphere are trademarks of Becton, Dickinson and Company. All other trademarks are the property of their respective owners.

2.0 Intended Use/Purpose

The intended purpose is to noninvasively measure blood pressure and use the information to drive hemodynamic parameters when connected to the Smart Pressure Controller (PC1Q) and a compatible hemodynamic platform.

3.0 Indications

The Acumen IQ Plus finger cuff is indicated for patients over 18 years of age to continuously noninvasively measure blood pressure and associated hemodynamic parameters when used with a compatible hemodynamic platform.

4.0 Contraindications

In some patients with extreme contraction of the smooth muscle in the arteries and arterioles in the lower arm and hand, such as may be present in patients with Raynaud's disease, blood pressure measurement can become impossible.

5.0 Single Patient Use

The Acumen IQ Plus finger cuff is designed for single patient use. Upon starting measurement, the finger cuff can be used and re-applied for up to 72 hours on one patient. After 8 hours of continuous monitoring on a single finger, the finger cuff should be re-applied to another finger.

Do not attempt to clean and reuse the finger cuff on more than a single patient, such action could lead to illness or an adverse event as the device may not function as originally intended.

6.0 Warnings

- **Improper placement or alignment of the finger cuff can lead to inaccurate monitoring.**

- **Do not apply the finger cuff on injured skin as this may cause further injury.**
- **To reduce the risk of skin irritation and tissue damage, do not monitor longer than 8 hours continuously on a single finger. To continue to monitor beyond 8 hours, move the cuff in use to another finger.**
- **Measurement on one finger in contradiction with the instructions for use may affect patient comfort and/or lead to minor injuries.**
- **Do not apply finger cuff on a hand or finger when external constriction (that may prevent circulation to the hand or finger) is present.**
- **Do not apply finger cuff on a hand or finger when a second blood pressure measurement device is actively monitoring on the same arm (or hand or finger).**
- **Do not use the finger cuff with magnetic resonance imaging.**
- **Do not overtighten finger cuff(s).**

7.0 Cautions

- **Do not use a damaged finger cuff. This may result in inaccurate measurements or may damage the monitoring system.**
- **Never bend a finger cuff to a flat shape as it will damage the finger cuff and affect measurement accuracy.**
- **Excessive ambient lighting may interfere with the finger cuff measurement. Avoid using the finger cuff under close, direct lighting.**
- **Always disconnect the finger cuff when it is not applied to a finger, to prevent damage by accidental overinflation.**
- **The effectiveness of the finger cuffs have not been established in pre-eclamptic patients.**

8.0 Instructions for Use

Refer to Figure 1 on page 3 through Figure 4 on page 3 for figures corresponding to the steps below.

8.1 Apply the Finger Cuff

Step	Procedure
1	Gently open the alignment tab and the finger cuff and place the finger cuff on the middle phalanx of the index, middle or fourth/ring finger. Ensure the finger cuff is centered between the second and third knuckles, and the center line on the inside of the finger cuff (Figure 1). Note: Do not apply the finger cuff on the thumb, small finger, or previously fractured fingers.
2	Align the distal end of the finger with the center line of the alignment tab on the finger cuff (Figure 1).
3	Allow the finger cuff to close around the finger (Figure 2). Ensure that the finger cuff remains aligned and does not rotate.
4	Use hook and loop to secure around the finger (Figure 2-A). Secure the distal end of the alignment tab and secure to the top of the finger cuff (Figure 2-B).
5	Lead the finger cuff cable between two fingers to the back side of the hand (Figure 3).

8.2 Connect the Finger Cuff to the System

Step	Procedure
1	Plug the finger cuff connector into the pressure controller (Figure 3) or to the compatible monitor directly (Figure 4). Refer to the pressure controller or compatible monitor instructions for use for more details.
2	Initiate monitoring with the connected noninvasive monitoring system. To enable advanced parameters, refer to the monitoring system operator's manual for more details.

9.0 Recommendations

The noninvasive monitoring system will pause blood pressure measurements periodically per the monitoring system configuration settings. At this time, the fingertip should be checked for perfusion and potential tissue damage. The fingertip should also be checked periodically according to hospital protocol.

10.0 MRI Safety

This device is MR-unsafe and poses hazards in the MRI environment. This device contains metallic components, which can experience RF-induced heating in the MRI environment.

11.0 Shelf Life



The shelf life is marked on each package. Storage or usage beyond the expiration date may result in product deterioration and could lead to illness

or an adverse event as the device may not function as originally intended.

12.0 Disposal

After patient contact, treat the device as biohazardous waste. Dispose of in accordance with hospital policy and local regulations.

13.0 Storage

Store in a cool, dry place.

14.0 Specification Table

Model	Size Range
AIQCA2	43-71 mm

15.0 Warranty

The Acumen IQ Plus finger cuff is for single patient use only. The Acumen IQ Plus finger cuff is warranted at time of delivery to the end user only. The Acumen IQ Plus finger cuff is a non-serviceable part.

16.0 Technical Assistance

For technical assistance, please call Edwards Technical Support at the following telephone numbers:

Inside the U.S. and Canada
(24 hours): . . 800.822.9837
Outside the U.S. and Canada
(24 hours): . . 949.250.2222
In the UK: . . . 0870 606 2040 - Option 4
In Ireland: . . . 01 8211012 - Option 4

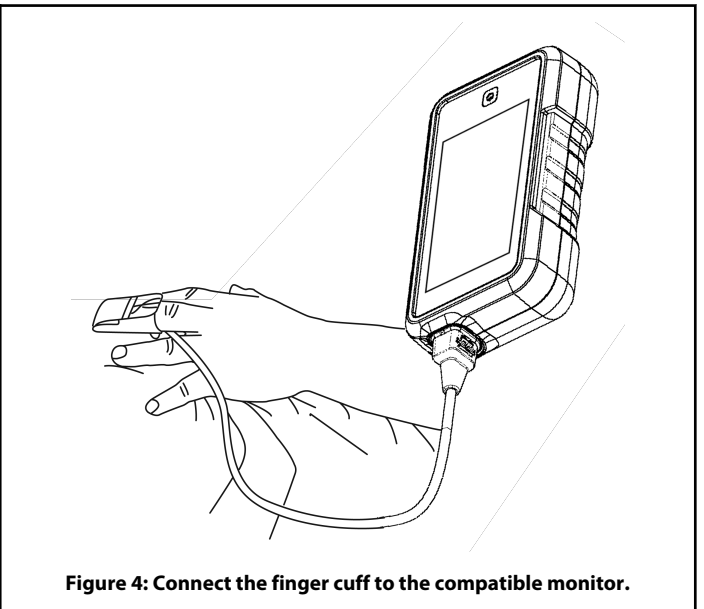
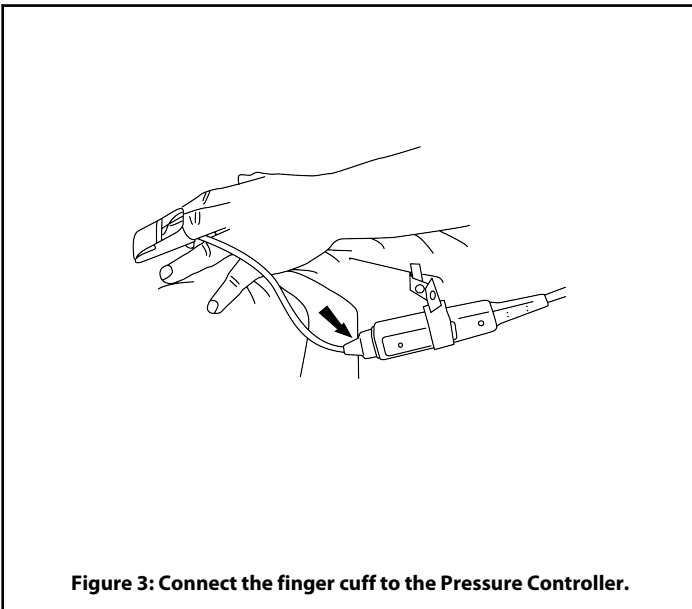
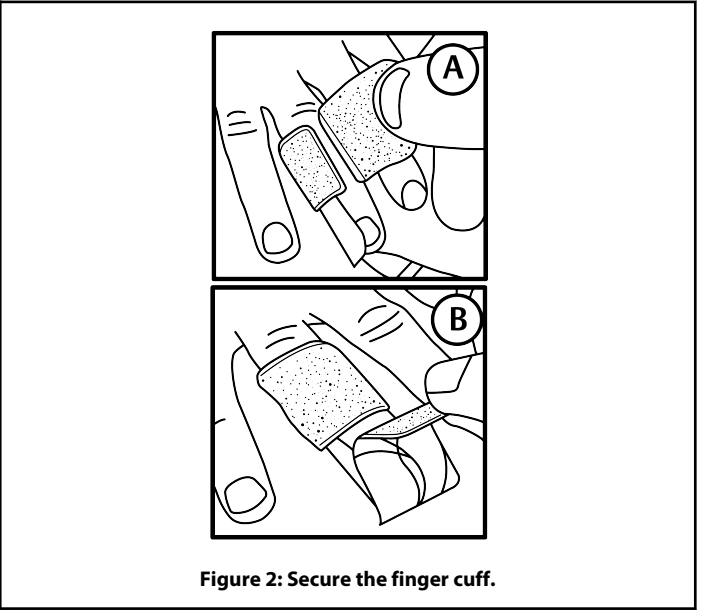
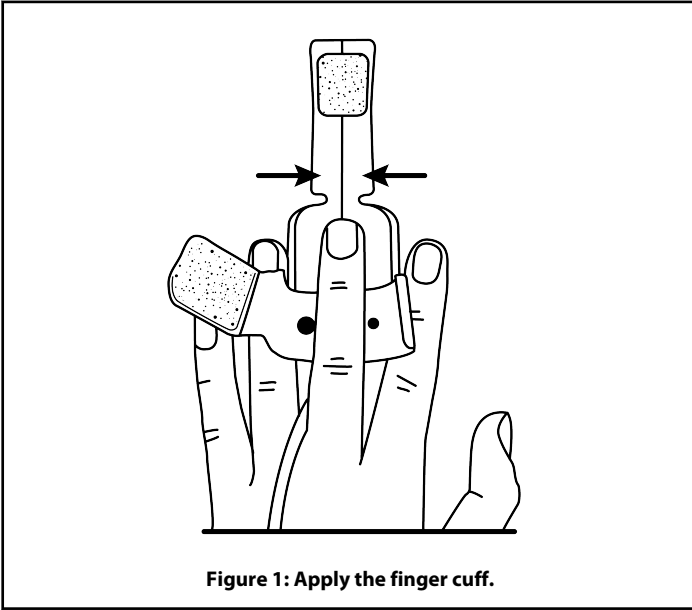
CAUTION: Federal (USA) law restricts this device to sale by or on the order of a physician.

Refer to the latest version of the noninvasive monitoring system operator's manual for more information.








Users and/or patients should report any serious incidents to the manufacturer and the Competent Authority of the Member State in which the user and/or patient is established.



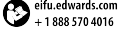



Refer to the symbol legend at the end of this document.




Figures



Symbol Legend

	English
	Fragile, handle with care
	Keep dry
	Manufacturer
	Use-by date
	Do not re-use
	Date of manufacture
LOT	Lot Number
	Non-sterile

	English
QTY	Quantity
	Caution
	Follow instructions for use
	Follow instructions for use on the website
Rx only	Caution: Federal (USA) law restricts this device to sale by or on the order of a physician.
	MR Unsafe
	Separate collection for electrical and electronic equipment in accordance with EC Directive 2012/19/EU
	Importer

	English
	Do not use if package is damaged and consult instructions for use
	Store in a cool, dry place
#	Model Number
UDI	Unique device identifier
CE 0123	Conformité Européenne (CE Mark)
EC REP	Authorized representative in the European Community/European Union
MD	Medical device
	MR Unsafe

Note: Not all symbols may be included in the labeling of this product.



EC REP

Edwards Lifesciences GmbH
Parkring 30
85748 Garching bei München, Germany



Made in Dominican Republic
CCT Critical Care Technologies, S.R.L.
Parque Industrial Itabo
Km 18.5 Carr. Sanchez
Haina, San Cristobal, Dominican Republic

07/25
10060610002 A / DOC-0562770 A
© Copyright 2025, Edwards Lifesciences LLC
All rights reserved.


Edwards Lifesciences LLC
One Edwards Way
Irvine, CA 92614 USA




Edwards Lifesciences B.V.
Verlengde Poolseweg 16
4818 CL Breda, Netherlands

Telephone 949.250.2500
800.424.3278
FAX 949.250.2525



**Vendor: Do Not Print This Page.
For Internal Edwards Lifesciences Use Only.**

 Edwards	Title: eIFU/IFU, UNIV FINGER CUFF, EN	Page: 6 of 6
	Label Item/Revision:	10060610002/A
	Visual Representation/Revision:	DOC-0562770/A
	Drawing/Specification:	N/A
	English Master/Revision:	N/A
	eIFU Visual Representation/Revision:	N/A
	Refer to supporting material for signatures.	

NOTE

1. ALL ART PRINTS 100% BLACK UNLESS OTHERWISE NOTED.

INK(S)

BLACK